

Key information document

Purpose

This document provides you with key information about this investment product. It is not marketing material. The information is required by law to help you understand the nature, risks, costs, potential gains and losses of this product and to help you compare it with other products.

Product

Albion Venture Capital Trust plc (the Fund)

The Fund is a public limited company registered in England with registered number 03142609.

Albion Capital Group LLP is the alternative investment fund manager of the Fund and is authorised and regulated by the Financial Conduct Authority, firm reference number 492536.

ISIN: GB0002039625

SEDOL: 0203962

London Stock Exchange code: AAVC

www.albion.capital

Telephone: 020 7601 1850

Competent Authority: Financial Conduct Authority

Date of this document: 2 July 2018

You are about to purchase a product that is not simple and may be difficult to understand

What is this product?

The Fund is a venture capital trust (VCT) with ordinary shares listed on the London Stock Exchange. The Fund aims to invest primarily in a diverse portfolio of VCT-qualifying, unquoted UK growth businesses. It is, in general, the Fund's policy for these companies to have no external borrowings. The Fund intends to maintain its status as a venture capital trust enabling investors to benefit from the connected tax advantages.

Purchases of new Ordinary shares (rather than secondary market purchases) attract an upfront 30 per cent. income tax relief on the initial investment amount provided you are a UK taxpayer who has paid the requisite amount of tax. If you sell your shares before 5 years then you will be required to repay to HM Revenue & Customs any upfront income tax relief you have claimed. The VCT tax benefits and tax rules can change over time and the tax benefits available to you depend on your own personal circumstances. HM Treasury can also change the definition of a VCT-qualifying investment in the future which could impact the nature of new investments that the Fund can make over time. There is no guarantee that the Fund can maintain its VCT qualifying status and any loss of status will result in the loss of tax advantages and you may be asked to repay any upfront income tax relief that you have already claimed.

Ordinary shareholders have the right to receive dividends, and are entitled to one vote per share at all General Meetings of the Company. There is no maturity date for this investment and no entitlement to terminate the product unilaterally. The articles of Albion Venture Capital Trust plc provide that a continuation vote to extend the life of the Company for a further ten years is to be proposed at the 2027 AGM and every tenth AGM after.

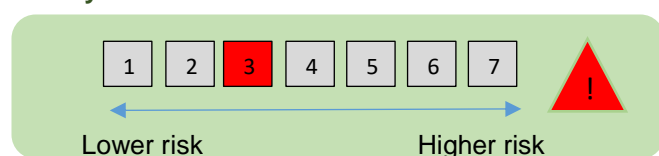
Shares of the Fund are bought and sold via markets and are premium listed on the London Stock Exchange. Typically, at any given time on any given day, the price you pay for a share will be higher than the price at which you could sell it.

The ability of the Fund to pay dividends (tax-free for eligible VCT investors) and the value of the Fund's shares depends on the performance of the underlying portfolio companies and the ability of the Fund's manager to find, acquire, manage and dispose of investments in smaller unquoted and quoted companies which are less liquid than investments in larger companies.

This is a long-term investment, with an investment time horizon of at least ten years. A typical investor is a UK taxpayer over 18 years of age with an investment range of between £6,000 and £200,000, who is comfortable with the risks (as outlined over the page) of investing in smaller, unquoted VCT-qualifying companies, and is able to bear a loss.

What are the risks and what could I get in return?

Summary risk indicator



The risk indicator assumes you keep the product for 10 years. The actual risk can vary significantly if you cash in at an early stage and you may get back less than you invested. You may not be able to sell your shares easily or you may have to sell at a price that significantly impacts how much you get back.

The summary risk indicator is a guide to the level of risk of this product compared to other products. It shows how likely it is that the product will lose money because of movements in the markets.

In accordance with the legislation, we have classified this product as 3 out of 7, which is a medium-low risk class. This rates the potential losses from future performance at a medium-low level. **The summary risk indicator only reflects historic share price volatility of the Company's shares.** It excludes other risks inherent in the product and, therefore, underestimates the real risk to the investor. The Company invests in unlisted equities which have valuation and performance uncertainties and liquidity risk. The 'Other information' section gives more detail on the risks investors should consider. This product does not include any protection from future market performance so you could lose some or all of your investment.

Performance scenarios

Investment Scenarios	£10,000	1 year	5 years	10 years (Recommended holding period)
Stress scenario	What you might get back after costs Average return each year	£8,121.12 (18.79%)	£7,381.42 (5.89%)	£6,414.78 (4.34%)
Unfavourable scenario	What you might get back after costs Average return each year	£9,966.66 (0.33%)	£11,930.20 3.59%	£15,649.74 4.58%
Moderate scenario	What you might get back after costs Average return each year	£10,654.59 6.55%	£13,994.59 6.95%	£19,678.39 7.00%
Favourable scenario	What you might get back after costs Average return each year	£11,569.61 15.70%	£16,675.06 10.77%	£25,134.27 9.65%

This table shows the money you could get back over the next ten years, under different scenarios, assuming that you invest £10,000. The scenarios illustrate how your investment could perform. You can compare them to the scenarios of other products. The scenarios presented are a theoretical estimate of future performance, derived from formulae, based on a dataset of the performance from the past on how the value of this investment varies, and are not an exact indicator. What you get will vary depending on how the market performs and how long you keep the investment. The stress scenario shows what you might get back in extreme market circumstances. **The performance scenarios have been based on the past 5 years when markets have been particularly strong. This situation might not be replicated in the future. Past performance of an investment is not necessarily a guide to its performance in the future.** The value of shares can go down as well as up and you may not get back the full amount you invested. The figures shown include all the costs of the product itself, but may not include all the costs you pay to your advisor or distributor. The figures do not take into account your personal tax situation, which may also affect how much you get back. These figures are not inclusive of any upfront income tax relief you may have claimed.

What happens if Albion Venture Capital Trust plc is unable to pay out?

As a shareholder of Albion Venture Capital Trust plc you would not be able to make a claim to the Financial Services Compensation Scheme about Albion Venture Capital Trust plc in the event that Albion Venture Capital Trust plc is unable to pay out.

What are the costs?

The Reduction in Yield (RIY) shows what impact the total costs you pay will have on the investment return you might get. The total costs take into account one-off, ongoing and incidental costs. The amounts shown here are the cumulative costs of the product itself, for three different holding periods. The figures assume you invest £10,000. The figures are estimates and may change in the future. The figures do not take into account your personal tax situation and therefore do not include the loss of any upfront tax relief.

Costs over time

The person selling you or advising you about this product may charge you other costs. If so, this person will provide you with information about these costs, and show you the impact that all costs will have on your investment over time.

Investment £10,000			
Scenarios	If you cash in after 1 year	If you cash in after 5 years	If you cash in after 10 years
Total costs	£536.82	£1,990.77	£4,756.80
Impact on return (RIY) per year	6.02%	3.54%	3.40%

Composition of costs

The table below shows the impact each year of the different types of costs on the investment return you might get at the end of the recommended holding period and the meaning of the different cost categories.

This table shows the impact on return per year			
One-off costs	Entry costs	0.34%	The impact of the costs you pay when entering your investment. This is the maximum you could pay. The figure includes subscription fees of a maximum of 2.5%; this is only payable on the issue of new shares. SDRT of 0.5% is payable if the shares are purchased on the secondary market.
	Exit costs	0.00%	The impact of the costs of exiting your investment.
Ongoing costs	Portfolio transaction costs	0.12%	The impact of the costs of us buying and selling underlying investments for the Fund. These costs are payable by the underlying portfolio companies rather than by the Fund itself.
	Other ongoing costs	2.94%	The impact of costs that we take each year for managing your investments and other running costs associated with the Fund.
Incidental costs	Performance fees	0.00%	The impact of the performance fee. We take these from your investment if the product outperforms its benchmark. Under the incentive arrangement, the Company will pay an incentive fee of an amount equal to 8 per cent. of the excess total return above 5 per cent. per annum. Any shortfall of the target return will be carried forward into subsequent periods and the incentive fee will only be paid once all previous and current target returns have been met.
	Carried interests	0.00%	There are no carried interests.

How long should I hold it and can I take money out early?

Recommended holding period: 10 years

You should be prepared to hold your shares for a minimum of ten years. Although there is no required period for holding the shares, if you sell your shares sooner than five years, you will be required to repay to HM Revenue & Customs any upfront income tax relief you have claimed.

How can I complain?

As a shareholder of Albion Venture Capital Trust plc you do not have the right to complain to the Financial Ombudsman Service (FOS) about the management of the Company. Complaints about Albion Venture Capital Trust plc or this Key Information Document should be sent by post to Albion Capital Group LLP, 1 King's Arms Yard, London, EC2R 7AF, by email to info@albion.capital or by calling 020 7601 1850. Website www.albion.capital.

Other relevant information

The cost, performance and risk calculations included in this KID follow the methodology prescribed by EU rules. This document is updated at least annually or as necessary. Depending on how you buy these shares you may incur other costs, including broker commission, platform fees and Stamp Duty. The distributor will provide you with additional documents where necessary.

Note that the performance scenarios calculated above are derived from the past performance of the Company's share price and that past performance is not a guide to future returns. Therefore, your investment may be at risk and you may not get back the returns illustrated. Investors should not base their investment decisions solely upon the scenarios shown.

This document is not a prospectus. Further information on the Fund is available at www.albion.capital/funds/AAVC.

The Fund offers a share buy-back facility for investors provided there are funds available. Its current intention is to buy back shares in the region of a 5% discount to net asset value. Share buy-backs are discretionary and there can be no guarantee that shares will always be bought on request.

Other materially relevant risks are investment risk, VCT approval risk, compliance risk, operational risk and political risk. For more information on the risks, please see the Annual Accounts. If you are in any doubt about the action you should take, you should seek independent financial advice.

Key information document

Purpose

This document provides you with key information about this investment product. It is not marketing material. The information is required by law to help you understand the nature, risks, costs, potential gains and losses of this product and to help you compare it with other products.

Product

Albion Technology & General VCT plc (the Fund)

The Fund is a public limited company registered in England with registered number 04114310.

Albion Capital Group LLP is the alternative investment fund manager of the Fund and is authorised and regulated by the Financial Conduct Authority, firm reference number 492536.

ISIN: GB0005581672

SEDOL: 0558167

London Stock Exchange code: AATG

www.albion.capital

Telephone: 020 7601 1850

Competent Authority: Financial Conduct Authority

Date of this document: 14 May 2018

You are about to purchase a product that is not simple and may be difficult to understand

What is this product?

The Fund is a venture capital trust (VCT) with ordinary shares listed on the London Stock Exchange. The Fund aims to invest primarily in a diverse portfolio of VCT-qualifying, unquoted UK growth businesses. It is, in general, the Fund's policy for these companies to have no external borrowings. The Fund intends to maintain its status as a venture capital trust enabling investors to benefit from the connected tax advantages.

Purchases of new Ordinary shares (rather than secondary market purchases) attract an upfront 30 per cent. income tax relief on the initial investment amount provided you are a UK taxpayer who has paid the requisite amount of tax. If you sell your shares before 5 years then you will be required to repay to HM Revenue & Customs any upfront income tax relief you have claimed. The VCT tax benefits and tax rules can change over time and the tax benefits available to you depend on your own personal circumstances. HM Treasury can also change the definition of a VCT-qualifying investment in the future which could impact the nature of new investments that the Fund can make over time. There is no guarantee that the Fund can maintain its VCT qualifying status and any loss of status will result in the loss of tax advantages and you may be asked to repay any upfront income tax relief that you have already claimed.

Ordinary shareholders have the right to receive dividends, and are entitled to one vote per share at all General Meetings of the Company. There is no maturity date for this investment and no entitlement to terminate the product unilaterally. The articles of Albion Technology & General VCT plc provide that a continuation vote to extend the life of the Company for a further ten years is to be proposed at the 2027 AGM and every tenth AGM after.

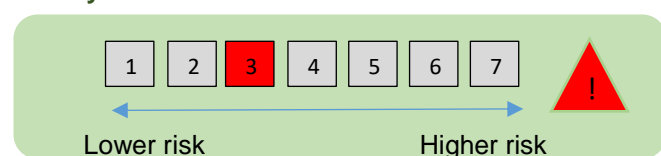
Shares of the Fund are bought and sold via markets and are premium listed on the London Stock Exchange. Typically, at any given time on any given day, the price you pay for a share will be higher than the price at which you could sell it.

The ability of the Fund to pay dividends (tax-free for eligible VCT investors) and the value of the Fund's shares depends on the performance of the underlying portfolio companies and the ability of the Fund's manager to find, acquire, manage and dispose of investments in smaller unquoted and quoted companies which are less liquid than investments in larger companies.

This is a long-term investment, with an investment time horizon of at least ten years. A typical investor is a UK taxpayer over 18 years of age with an investment range of between £6,000 and £200,000, who is comfortable with the risks (as outlined over the page) of investing in smaller, unquoted VCT-qualifying companies, and is able to bear a loss.

What are the risks and what could I get in return?

Summary risk indicator



The risk indicator assumes you keep the product for 10 years. The actual risk can vary significantly if you cash in at an early stage and you may get back less than you invested. You may not be able to sell your shares easily or you may have to sell at a price that significantly impacts how much you get back.

The summary risk indicator is a guide to the level of risk of this product compared to other products. It shows how likely it is that the product will lose money because of movements in the markets.

In accordance with the legislation, we have classified this product as 3 out of 7, which is a medium-low risk class. This rates the potential losses from future performance at a medium-low level. **The summary risk indicator only reflects historic share price volatility of the Company's shares.** It excludes other risks inherent in the product and, therefore, underestimates the real risk to the investor. The Company invests in unlisted equities which have valuation and performance uncertainties and liquidity risk. The 'Other information' section gives more detail on the risks investors should consider. This product does not include any protection from future market performance so you could lose some or all of your investment.

Performance scenarios

Investment Scenarios	£10,000	1 year	5 years	10 years (Recommended holding period)
Stress scenario	What you might get back after costs Average return each year	£7,663.18 (23.37%)	£7,602.03 (5.34%)	£6,721.39 (3.90%)
Unfavourable scenario	What you might get back after costs Average return each year	£9,632.52 (3.67%)	£10,003.92 0.07%	£11,046.10 1.00%
Moderate scenario	What you might get back after costs Average return each year	£10,310.96 3.11%	£11,747.08 3.27%	£13,826.69 3.29%
Favourable scenario	What you might get back after costs Average return each year	£11,109.07 11.09%	£13,842.30 6.72%	£17,419.94 5.71%

This table shows the money you could get back over the next ten years, under different scenarios, assuming that you invest £10,000. The scenarios illustrate how your investment could perform. You can compare them to the scenarios of other products. The scenarios presented are a theoretical estimate of future performance, derived from formulae, based on a dataset of the performance from the past on how the value of this investment varies, and are not an exact indicator. What you get will vary depending on how the market performs and how long you keep the investment. The stress scenario shows what you might get back in extreme market circumstances. **The performance scenarios have been based on the past 5 years when markets have been particularly strong. This situation might not be replicated in the future. Past performance of an investment is not necessarily a guide to its performance in the future.** The value of shares can go down as well as up and you may not get back the full amount you invested. The figures shown include all the costs of the product itself, but may not include all the costs you pay to your advisor or distributor. The figures do not take into account your personal tax situation, which may also affect how much you get back. These figures are not inclusive of any upfront income tax relief you may have claimed.

What happens if Albion Technology & General VCT plc is unable to pay out?

As a shareholder of Albion Technology & General VCT plc you would not be able to make a claim to the Financial Services Compensation Scheme about Albion Technology & General VCT plc in the event that Albion Technology & General VCT plc is unable to pay out.

What are the costs?

The Reduction in Yield (RIY) shows what impact the total costs you pay will have on the investment return you might get. The total costs take into account one-off, ongoing and incidental costs. The amounts shown here are the cumulative costs of the product itself, for three different holding periods. The figures assume you invest £10,000. The figures are estimates and may change in the future. The figures do not take into account your personal tax situation and therefore do not include the loss of any upfront tax relief.

Costs over time

The person selling you or advising you about this product may charge you other costs. If so, this person will provide you with information about these costs, and show you the impact that all costs will have on your investment over time.

Investment £10,000			
Scenarios	If you cash in after 1 year	If you cash in after 5 years	If you cash in after 10 years
Total costs	£569.58	£2,059.24	£4,504.96
Impact on return (RIY) per year	6.01%	3.87%	3.77%

Composition of costs

The table below shows the impact each year of the different types of costs on the investment return you might get at the end of the recommended holding period and the meaning of the different cost categories.

This table shows the impact on return per year			
One-off costs	Entry costs	0.34%	The impact of the costs you pay when entering your investment. This is the maximum you could pay. The figure includes subscription fees of a maximum of 2.5%; this is only payable on the issue of new shares. SDRT of 0.5% is payable if the shares are purchased on the secondary market.
	Exit costs	0.00%	The impact of the costs of exiting your investment.
Ongoing costs	Portfolio transaction costs	0.24%	The impact of the costs of us buying and selling underlying investments for the Fund. These costs are payable by the underlying portfolio companies rather than by the Fund itself.
	Other ongoing costs	3.19%	The impact of costs that we take each year for managing your investments and other running costs associated with the Fund.
Incidental costs	Performance fees	0.00%	The impact of the performance fee. We take these from your investment if the product outperforms its benchmark. If the net asset value per share at the end of a financial period, when added to the aggregate dividends per share paid to that date, exceeds £1 as increased at the rate of RPI plus 2 per cent. per annum un compounded from the date of first admission to the Official List of the relevant class of share, then an incentive fee equal to 15 per cent. of such excess is payable. If performance falls short of the target, such shortfall must be made up in future periods before any incentive in respect of such future periods is due.
	Carried interests	0.00%	There are no carried interests.

How long should I hold it and can I take money out early?

Recommended holding period: 10 years

You should be prepared to hold your shares for a minimum of ten years. Although there is no required period for holding the shares, if you sell your shares sooner than five years, you will be required to repay to HM Revenue & Customs any upfront income tax relief you have claimed.

How can I complain?

As a shareholder of Albion Technology & General VCT plc you do not have the right to complain to the Financial Ombudsman Service (FOS) about the management of the Company. Complaints about Albion Technology & General VCT plc or this Key Information Document should be sent by post to Albion Capital Group LLP, 1 King's Arms Yard, London, EC2R 7AF, by email to info@albion.capital or by calling 020 7601 1850. Website www.albion.capital.

Other relevant information

The cost, performance and risk calculations included in this KID follow the methodology prescribed by EU rules. This document is updated at least annually or as necessary. Depending on how you buy these shares you may incur other costs, including broker commission, platform fees and Stamp Duty. The distributor will provide you with additional documents where necessary.

Note that the performance scenarios calculated above are derived from the past performance of the Company's share price and that past performance is not a guide to future returns. Therefore, your investment may be at risk and you may not get back the returns illustrated. Investors should not base their investment decisions solely upon the scenarios shown.

This document is not a prospectus. Further information on the Fund is available at www.albion.capital/funds/AATG.

The Fund offers a share buy-back facility for investors provided there are funds available. Its current intention is to buy back shares in the region of a 5% discount to net asset value. Share buy-backs are discretionary and there can be no guarantee that shares will always be bought on request.

Other materially relevant risks are investment risk, VCT approval risk, compliance risk, operational risk and political risk. For more information on the risks, please see the Annual Accounts. If you are in any doubt about the action you should take, you should seek independent financial advice.

Key information document

Purpose

This document provides you with key information about this investment product. It is not marketing material. The information is required by law to help you understand the nature, risks, costs, potential gains and losses of this product and to help you compare it with other products.

Product

Albion Development VCT plc (the Fund)

The Fund is a public limited company registered in England with registered number 03654040.

Albion Capital Group LLP is the alternative investment fund manager of the Fund and is authorised and regulated by the Financial Conduct Authority, firm reference number 492536.

ISIN: GB0004832472

SEDOL: 0483247

London Stock Exchange code: AADV

www.albion.capital

Telephone: 020 7601 1850

Competent Authority: Financial Conduct Authority

Date of this document: 14 May 2018

You are about to purchase a product that is not simple and may be difficult to understand

What is this product?

The Fund is a venture capital trust (VCT) with ordinary shares listed on the London Stock Exchange. The Fund aims to invest primarily in a diverse portfolio of VCT-qualifying, unquoted UK growth businesses. It is, in general, the Fund's policy for these companies to have no external borrowings. The Fund intends to maintain its status as a venture capital trust enabling investors to benefit from the connected tax advantages.

Purchases of new Ordinary shares (rather than secondary market purchases) attract an upfront 30 per cent. income tax relief on the initial investment amount provided you are a UK taxpayer who has paid the requisite amount of tax. If you sell your shares before 5 years then you will be required to repay to HM Revenue & Customs any upfront income tax relief you have claimed. The VCT tax benefits and tax rules can change over time and the tax benefits available to you depend on your own personal circumstances. HM Treasury can also change the definition of a VCT-qualifying investment in the future which could impact the nature of new investments that the Fund can make over time. There is no guarantee that the Fund can maintain its VCT qualifying status and any loss of status will result in the loss of tax advantages and you may be asked to repay any upfront income tax relief that you have already claimed.

Ordinary shareholders have the right to receive dividends, and are entitled to one vote per share at all General Meetings of the Company. There is no maturity date for this investment and no entitlement to terminate the product unilaterally. The articles of Albion Development VCT plc provide that a continuation vote to extend the life of the Company for a further ten years is to be proposed at the 2025 AGM and every tenth AGM after.

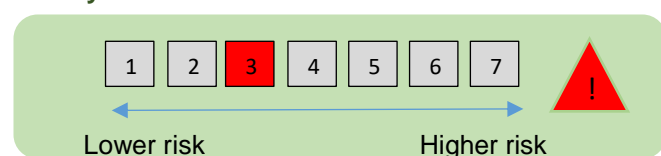
Shares of the Fund are bought and sold via markets and are premium listed on the London Stock Exchange. Typically, at any given time on any given day, the price you pay for a share will be higher than the price at which you could sell it.

The ability of the Fund to pay dividends (tax-free for eligible VCT investors) and the value of the Fund's shares depends on the performance of the underlying portfolio companies and the ability of the Fund's manager to find, acquire, manage and dispose of investments in smaller unquoted and quoted companies which are less liquid than investments in larger companies.

This is a long-term investment, with an investment time horizon of at least ten years. A typical investor is a UK taxpayer over 18 years of age with an investment range of between £6,000 and £200,000, who is comfortable with the risks (as outlined over the page) of investing in smaller, unquoted VCT-qualifying companies, and is able to bear a loss.

What are the risks and what could I get in return?

Summary risk indicator



The risk indicator assumes you keep the product for 10 years. The actual risk can vary significantly if you cash in at an early stage and you may get back less than you invested. You may not be able to sell your shares easily or you may have to sell at a price that significantly impacts how much you get back.

The summary risk indicator is a guide to the level of risk of this product compared to other products. It shows how likely it is that the product will lose money because of movements in the markets.

In accordance with the legislation, we have classified this product as 3 out of 7, which is a medium-low risk class. This rates the potential losses from future performance at a medium-low level. **The summary risk indicator only reflects historic share price volatility of the Company's shares.** It excludes other risks inherent in the product and, therefore, underestimates the real risk to the investor. The Company invests in unlisted equities which have valuation and performance uncertainties and liquidity risk. The 'Other information' section gives more detail on the risks investors should consider. This product does not include any protection from future market performance so you could lose some or all of your investment.

Performance scenarios

Investment Scenarios	£10,000	1 year	5 years	10 years (Recommended holding period)
Stress scenario	What you might get back after costs	£8,317.46	£7,411.99	£6,450.06
	Average return each year	(16.83%)	(5.81%)	(4.29%)
Unfavourable scenario	What you might get back after costs	£9,998.99	£11,974.09	£15,675.04
	Average return each year	(0.01%)	3.67%	4.60%
Moderate scenario	What you might get back after costs	£10,639.42	£13,907.98	£19,440.01
	Average return each year	6.39%	6.82%	6.87%
Favourable scenario	What you might get back after costs	£11,508.03	£16,421.27	£24,507.87
	Average return each year	15.08%	10.43%	9.38%

This table shows the money you could get back over the next ten years, under different scenarios, assuming that you invest £10,000. The scenarios illustrate how your investment could perform. You can compare them to the scenarios of other products. The scenarios presented are a theoretical estimate of future performance, derived from formulae, based on a dataset of the performance from the past on how the value of this investment varies, and are not an exact indicator. What you get will vary depending on how the market performs and how long you keep the investment. The stress scenario shows what you might get back in extreme market circumstances. **The performance scenarios have been based on the past 5 years when markets have been particularly strong. This situation might not be replicated in the future. Past performance of an investment is not necessarily a guide to its performance in the future.** The value of shares can go down as well as up and you may not get back the full amount you invested. The figures shown include all the costs of the product itself, but may not include all the costs you pay to your advisor or distributor. The figures do not take into account your personal tax situation, which may also affect how much you get back. These figures are not inclusive of any upfront income tax relief you may have claimed.

What happens if Albion Development VCT plc is unable to pay out?

As a shareholder of Albion Development VCT plc you would not be able to make a claim to the Financial Services Compensation Scheme about Albion Development VCT plc in the event that Albion Development VCT plc is unable to pay out.

What are the costs?

The Reduction in Yield (RIY) shows what impact the total costs you pay will have on the investment return you might get. The total costs take into account one-off, ongoing and incidental costs. The amounts shown here are the cumulative costs of the product itself, for three different holding periods. The figures assume you invest £10,000. The figures are estimates and may change in the future. The figures do not take into account your personal tax situation and therefore do not include the loss of any upfront tax relief.

Costs over time

The person selling you or advising you about this product may charge you other costs. If so, this person will provide you with information about these costs, and show you the impact that all costs will have on your investment over time.

Investment £10,000			
Scenarios	If you cash in after 1 year	If you cash in after 5 years	If you cash in after 10 years
Total costs	£588.17	£2,311.92	£5,622.93
Impact on return (RIY) per year	6.56%	4.09%	3.98%

Composition of costs

The table below shows the impact each year of the different types of costs on the investment return you might get at the end of the recommended holding period and the meaning of the different cost categories.

This table shows the impact on return per year			
One-off costs	Entry costs	0.35%	The impact of the costs you pay when entering your investment. This is the maximum you could pay. The figure includes subscription fees of a maximum of 2.5%; this is only payable on the issue of new shares. SDRT of 0.5% is payable if the shares are purchased on the secondary market.
	Exit costs	0.00%	The impact of the costs of exiting your investment.
Ongoing costs	Portfolio transaction costs	0.30%	The impact of the costs of us buying and selling underlying investments for the Fund. These costs are payable by the underlying portfolio companies rather than by the Fund itself.
	Other ongoing costs	3.33%	The impact of costs that we take each year for managing your investments and other running costs associated with the Fund.
Incidental costs	Performance fees	0.00%	The impact of the performance fee. We take these from your investment if the product outperforms its benchmark. The management performance incentive structure sets a minimum target level whereby no performance fee is payable until the total return exceeds 6.5 pence per share per annum from a base on 1 January 2007 of 98.7 pence for the Ordinary shares and 100 pence for the D shares from 6 April 2010. If the target return is not achieved, the cumulative shortfall is carried forward and has to be made up before an incentive fee becomes payable. To the extent that the total return exceeds the threshold, a performance fee equal to 20 per cent. of the excess is due.
	Carried interests	0.00%	There are no carried interests.

How long should I hold it and can I take money out early?

Recommended holding period: 10 years

You should be prepared to hold your shares for a minimum of ten years. Although there is no required period for holding the shares, if you sell your shares sooner than five years, you will be required to repay to HM Revenue & Customs any upfront income tax relief you have claimed.

How can I complain?

As a shareholder of Albion Development VCT plc you do not have the right to complain to the Financial Ombudsman Service (FOS) about the management of the Company. Complaints about Albion Development VCT plc or this Key Information Document should be sent by post to Albion Capital Group LLP, 1 King's Arms Yard, London, EC2R 7AF, by email to info@albion.capital or by calling 020 7601 1850. Website www.albion.capital.

Other relevant information

The cost, performance and risk calculations included in this KID follow the methodology prescribed by EU rules. This document is updated at least annually or as necessary. Depending on how you buy these shares you may incur other costs, including broker commission, platform fees and Stamp Duty. The distributor will provide you with additional documents where necessary.

Note that the performance scenarios calculated above are derived from the past performance of the Company's share price and that past performance is not a guide to future returns. Therefore, your investment may be at risk and you may not get back the returns illustrated. Investors should not base their investment decisions solely upon the scenarios shown.

This document is not a prospectus. Further information on the Fund is available at www.albion.capital/funds/AADV.

The Fund offers a share buy-back facility for investors provided there are funds available. Its current intention is to buy back shares in the region of a 5% discount to net asset value. Share buy-backs are discretionary and there can be no guarantee that shares will always be bought on request.

Other materially relevant risks are investment risk, VCT approval risk, compliance risk, operational risk and political risk. For more information on the risks, please see the Annual Accounts. If you are in any doubt about the action you should take, you should seek independent financial advice.

Key information document

Purpose

This document provides you with key information about this investment product. It is not marketing material. The information is required by law to help you understand the nature, risks, costs, potential gains and losses of this product and to help you compare it with other products.

Product

Crown Place VCT plc (the Fund)

The Fund is a public limited company registered in England with registered number 03495287.

Albion Capital Group LLP is the alternative investment fund manager of the Fund and is authorised and regulated by the Financial Conduct Authority, firm reference number 492536.

ISIN: GB0002577434

SEDOL: 0257743

London Stock Exchange code: CRWN

www.albion.capital

Telephone: 020 7601 1850

Competent Authority: Financial Conduct Authority

Date of this document: 23 October 2018

You are about to purchase a product that is not simple and may be difficult to understand

What is this product?

The Fund is a venture capital trust (VCT) with ordinary shares listed on the London Stock Exchange. The Fund aims to invest primarily in a diverse portfolio of VCT-qualifying, unquoted UK growth businesses. It is, in general, the Fund's policy for these companies to have no external borrowings. The Fund intends to maintain its status as a venture capital trust enabling investors to benefit from the connected tax advantages.

Purchases of new Ordinary shares (rather than secondary market purchases) attract an upfront 30 per cent. income tax relief on the initial investment amount provided you are a UK taxpayer who has paid the requisite amount of tax. If you sell your shares before 5 years then you will be required to repay to HM Revenue & Customs any upfront income tax relief you have claimed. The VCT tax benefits and tax rules can change over time and the tax benefits available to you depend on your own personal circumstances. HM Treasury can also change the definition of a VCT-qualifying investment in the future which could impact the nature of new investments that the Fund can make over time. There is no guarantee that the Fund can maintain its VCT qualifying status and any loss of status will result in the loss of tax advantages and you may be asked to repay any upfront income tax relief that you have already claimed.

Ordinary shareholders have the right to receive dividends, and are entitled to one vote per share at all General Meetings of the Company. There is no maturity date for this investment and no entitlement to terminate the product unilaterally. The articles of Crown Place VCT plc provide that a continuation vote to extend the life of the Company for a further five years is to be proposed at the 2021 AGM and every fifth AGM after.

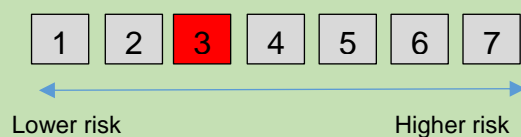
Shares of the Fund are bought and sold via markets and are premium listed on the London Stock Exchange. Typically, at any given time on any given day, the price you pay for a share will be higher than the price at which you could sell it.

The ability of the Fund to pay dividends (tax-free for eligible VCT investors) and the value of the Fund's shares depends on the performance of the underlying portfolio companies and the ability of the Fund's manager to find, acquire, manage and dispose of investments in smaller unquoted and quoted companies which are less liquid than investments in larger companies.

This is a long-term investment, with an investment time horizon of at least ten years. A typical investor is a UK taxpayer over 18 years of age with an investment range of between £6,000 and £200,000, who is comfortable with the risks (as outlined over the page) of investing in smaller, unquoted VCT-qualifying companies.

What are the risks and what could I get in return?

Summary risk indicator



The risk indicator assumes you keep the product for 10 years. The actual risk can vary significantly if you cash in at an early stage and you may get back less than you invested. You may not be able to sell your shares easily or you may have to sell at a price that significantly impacts how much you get back.

The summary risk indicator is a guide to the level of risk of this product compared to other products. It shows how likely it is that the product will lose money because of movements in the markets or because we are not able to pay you.

We have classified this product as 3 out of 7, which is a medium-low risk class. This rates the potential losses from future performance at a medium-low level, however poor market conditions could impact the capacity of the Fund to pay dividends or make share buy-backs. Other materially relevant risks are investment risk, VCT approval risk, compliance risk, operational risk and political risk. For more information on the risks, please see the Annual Accounts. This product does not include any protection from future market performance so you could lose some or all of your investment. If we are not able to pay you what is owed, you could lose your entire investment.

Performance scenarios

Investment Scenarios		£10,000			
		1 year	5 years	10 years (Recommended holding period)	
Stress scenario	What you might get back after costs	£7,273.26	£6,429.15	£5,215.77	
	Average return each year	(27.27%)	(8.46%)	(6.30%)	
Unfavourable scenario	What you might get back after costs	£9,924.26	£12,505.70	£17,793.93	
	Average return each year	(0.76%)	4.57%	5.93%	
Moderate scenario	What you might get back after costs	£10,868.70	£15,544.39	£24,311.88	
	Average return each year	8.69%	9.22%	9.29%	
Favourable scenario	What you might get back after costs	£12,145.91	£19,715.69	£33,895.17	
	Average return each year	21.46%	14.54%	12.98%	

This table shows the money you could get back over the next ten years, under different scenarios, assuming that you invest £10,000. The scenarios illustrate how your investment could perform. You can compare them to the scenarios of other products. The scenarios presented are a theoretical estimate of future performance, derived from formulae, based on a dataset of the performance from the past on how the value of this investment varies, and are not an exact indicator. What you get will vary depending on how the market performs and how long you keep the investment. The stress scenario shows what you might get back in extreme market circumstances, and it does not take into account the situation where we are not able to pay you. The figures shown include all the costs of the product itself, but may not include all the costs you pay to your advisor or distributor. The figures do not take into account your personal tax situation, which may also affect how much you get back. These figures are not inclusive of any upfront income tax relief you may have claimed.

What happens if Crown Place VCT plc is unable to pay out?

As a shareholder of Crown Place VCT plc you would not be able to make a claim to the Financial Services Compensation Scheme about Crown Place VCT plc in the event that you are unable to sell your shares. As an investor, you have the same rights as any other shareholder of Crown Place VCT plc.

What are the costs?

The Reduction in Yield (RIY) shows what impact the total costs you pay will have on the investment return you might get. The total costs take into account one-off, ongoing and incidental costs. The amounts shown here are the cumulative costs of the product itself, for three different holding periods. The figures assume you invest £10,000. The figures are estimates and may change in the future. The figures do not take into account your personal tax situation and therefore do not include the loss of any upfront tax relief.

Costs over time

The person selling you or advising you about this product may charge you other costs. If so, this person will provide you with information about these costs, and show you the impact that all costs will have on your investment over time.

Investment £10,000			
Scenarios	If you cash in after 1 year	If you cash in after 5 years	If you cash in after 10 years
Total costs	£565.81	£2,261.47	£5,826.82
Impact on return (RIY) per year	6.34%	3.83%	3.69%

Composition of costs

The table below shows the impact each year of the different types of costs on the investment return you might get at the end of the recommended holding period and the meaning of the different cost categories.

This table shows the impact on return per year			
One-off costs	Entry costs	0.35%	The impact of the costs you pay when entering your investment. This is the maximum you could pay. The figure includes subscription fees of a maximum of 2.5%; this is only payable on the issue of new shares. SDRT of 0.5% is payable if the shares are purchased on the secondary market.
	Exit costs	0.00%	The impact of the costs of exiting your investment when it matures.
Ongoing costs	Portfolio transaction costs	0.31%	The impact of the costs of us buying and selling underlying investments for the Fund. These costs are payable by the underlying portfolio companies rather than by the Fund itself.
	Other ongoing costs	3.06%	The impact of costs that we take each year for managing your investments and other running costs associated with the Fund.
Incidental costs	Performance fees	0.00%	The impact of the performance fee. We take these from your investment if the product outperforms its benchmark. The target level requires that the growth of the aggregate of the net asset value per share and dividends paid by the Company or declared by the Board and approved by the shareholders during the relevant period, compared with the previous accounting date, exceeds the average base rate of the Royal Bank of Scotland plc plus 2.0 per cent. To the extent that the total return exceeds the threshold, a performance fee equal to 20 per cent. of the excess is due. If the target return is not achieved in a period, the cumulative shortfall is carried forward and has to be made up before an incentive fee becomes payable.
	Carried interests	0.00%	The impact of carried interests. There are no carried interests associated with this product.

How long should I hold it and can I take money out early?

Recommended holding period: 10 years

You should be prepared to hold your shares for a minimum of ten years. Although there is no required period for holding the shares, if you sell your shares sooner than five years, you will be required to repay to HM Revenue & Customs any upfront income tax relief you have claimed.

How can I complain?

Complaints about Crown Place VCT plc or this Key Information Document should be sent by post to Albion Capital Group LLP, 1 King's Arms Yard, London, EC2R 7AF, by email to info@albion.capital or by calling 020 7601 1850. Website www.albion.capital.

Other relevant information

The cost, performance and risk calculations included in this KID follow the methodology prescribed by EU rules.

This document is updated at least annually or as necessary. Depending on how you buy these shares you may incur other costs, including broker commission, platform fees and Stamp Duty. The distributor will provide you with additional documents where necessary.

Note that the performance scenarios calculated above are derived from the past performance of the Company's share price and that past performance is not a guide to future returns. Therefore, your investment may be at risk and you may not get back the returns illustrated. Investors should not base their investment decisions solely upon the scenarios shown.

This document is not a prospectus. Further information on the Fund is available at www.albion.capital/funds/CRWN.

The Fund offers a share buy-back facility for investors provided there are funds available. Its current intention is to buy back shares in the region of a 5% discount to net asset value. Share buy-backs are discretionary and there can be no guarantee that shares will always be bought on request.

Key information document

Purpose

This document provides you with key information about this investment product. It is not marketing material. The information is required by law to help you understand the nature, risks, costs, potential gains and losses of this product and to help you compare it with other products.

Product

Albion Enterprise VCT plc (the Fund)

The Fund is a public limited company registered in England with registered number 05990732.

Albion Capital Group LLP is the alternative investment fund manager of the Fund and is authorised and regulated by the Financial Conduct Authority, firm reference number 492536.

ISIN: GB00B1G3LR35

SEDOL: B1G3LR3

London Stock Exchange code: AAEV

www.albion.capital

Telephone: 020 7601 1850

Competent Authority: Financial Conduct Authority

Date of this document: 3 July 2018

You are about to purchase a product that is not simple and may be difficult to understand

What is this product?

The Fund is a venture capital trust (VCT) with ordinary shares listed on the London Stock Exchange. The Fund aims to invest primarily in a diverse portfolio of VCT-qualifying, unquoted UK growth businesses. It is, in general, the Fund's policy for these companies to have no external borrowings. The Fund intends to maintain its status as a venture capital trust enabling investors to benefit from the connected tax advantages.

Purchases of new Ordinary shares (rather than secondary market purchases) attract an upfront 30 per cent. income tax relief on the initial investment amount provided you are a UK taxpayer who has paid the requisite amount of tax. If you sell your shares before 5 years then you will be required to repay to HM Revenue & Customs any upfront income tax relief you have claimed. The VCT tax benefits and tax rules can change over time and the tax benefits available to you depend on your own personal circumstances. HM Treasury can also change the definition of a VCT-qualifying investment in the future which could impact the nature of new investments that the Fund can make over time. There is no guarantee that the Fund can maintain its VCT qualifying status and any loss of status will result in the loss of tax advantages and you may be asked to repay any upfront income tax relief that you have already claimed.

Ordinary shareholders have the right to receive dividends, and are entitled to one vote per share at all General Meetings of the Company. There is no maturity date for this investment and no entitlement to terminate the product unilaterally. The articles of Albion Enterprise VCT plc provide that a continuation vote to extend the life of the Company for a further ten years is to be proposed at the 2027 AGM and every tenth AGM after.

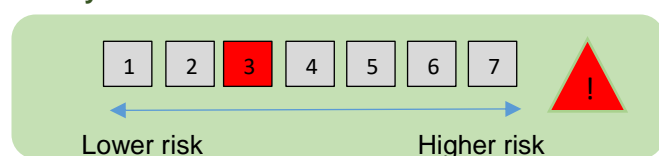
Shares of the Fund are bought and sold via markets and are premium listed on the London Stock Exchange. Typically, at any given time on any given day, the price you pay for a share will be higher than the price at which you could sell it.

The ability of the Fund to pay dividends (tax-free for eligible VCT investors) and the value of the Fund's shares depends on the performance of the underlying portfolio companies and the ability of the Fund's manager to find, acquire, manage and dispose of investments in smaller unquoted and quoted companies which are less liquid than investments in larger companies.

This is a long-term investment, with an investment time horizon of at least ten years. A typical investor is a UK taxpayer over 18 years of age with an investment range of between £6,000 and £200,000, who is comfortable with the risks (as outlined over the page) of investing in smaller, unquoted VCT-qualifying companies, and is able to bear a loss.

What are the risks and what could I get in return?

Summary risk indicator



The risk indicator assumes you keep the product for 10 years. The actual risk can vary significantly if you cash in at an early stage and you may get back less than you invested. You may not be able to sell your shares easily or you may have to sell at a price that significantly impacts how much you get back.

The summary risk indicator is a guide to the level of risk of this product compared to other products. It shows how likely it is that the product will lose money because of movements in the markets.

In accordance with the legislation, we have classified this product as 3 out of 7, which is a medium-low risk class. This rates the potential losses from future performance at a medium-low level. **The summary risk indicator only reflects historic share price volatility of the Company's shares.** It excludes other risks inherent in the product and, therefore, underestimates the real risk to the investor. The Company invests in unlisted equities which have valuation and performance uncertainties and liquidity risk. The 'Other information' section gives more detail on the risks investors should consider. This product does not include any protection from future market performance so you could lose some or all of your investment.

Performance scenarios

Investment Scenarios	£10,000	1 year	5 years	10 years (Recommended holding period)
Stress scenario	What you might get back after costs	£8,398.83	£7,736.36	£6,883.97
	Average return each year	(16.01%)	(5.00%)	(3.67%)
Unfavourable scenario	What you might get back after costs	£10,109.61	£12,605.03	£17,323.33
	Average return each year	1.10%	4.74%	5.65%
Moderate scenario	What you might get back after costs	£10,752.46	£14,582.93	£21,343.50
	Average return each year	7.52%	7.84%	7.88%
Favourable scenario	What you might get back after costs	£11,573.32	£17,073.48	£26,611.95
	Average return each year	15.73%	11.29%	10.28%

This table shows the money you could get back over the next ten years, under different scenarios, assuming that you invest £10,000. The scenarios illustrate how your investment could perform. You can compare them to the scenarios of other products. The scenarios presented are a theoretical estimate of future performance, derived from formulae, based on a dataset of the performance from the past on how the value of this investment varies, and are not an exact indicator. What you get will vary depending on how the market performs and how long you keep the investment. The stress scenario shows what you might get back in extreme market circumstances. **The performance scenarios have been based on the past 5 years when markets have been particularly strong. This situation might not be replicated in the future. Past performance of an investment is not necessarily a guide to its performance in the future.** The value of shares can go down as well as up and you may not get back the full amount you invested. The figures shown include all the costs of the product itself, but may not include all the costs you pay to your advisor or distributor. The figures do not take into account your personal tax situation, which may also affect how much you get back. These figures are not inclusive of any upfront income tax relief you may have claimed.

What happens if Albion Enterprise VCT plc is unable to pay out?

As a shareholder of Albion Enterprise VCT plc you would not be able to make a claim to the Financial Services Compensation Scheme about Albion Enterprise VCT plc in the event that Albion Enterprise VCT plc is unable to pay out.

What are the costs?

The Reduction in Yield (RIY) shows what impact the total costs you pay will have on the investment return you might get. The total costs take into account one-off, ongoing and incidental costs. The amounts shown here are the cumulative costs of the product itself, for three different holding periods. The figures assume you invest £10,000. The figures are estimates and may change in the future. The figures do not take into account your personal tax situation and therefore do not include the loss of any upfront tax relief.

Costs over time

The person selling you or advising you about this product may charge you other costs. If so, this person will provide you with information about these costs, and show you the impact that all costs will have on your investment over time.

Investment £10,000			
Scenarios	If you cash in after 1 year	If you cash in after 5 years	If you cash in after 10 years
Total costs	£656.90	£2,738.38	£6,814.38
Impact on return (RIY) per year	7.16%	4.71%	4.55%

Composition of costs

The table below shows the impact each year of the different types of costs on the investment return you might get at the end of the recommended holding period and the meaning of the different cost categories.

This table shows the impact on return per year			
One-off costs	Entry costs	0.36%	The impact of the costs you pay when entering your investment. This is the maximum you could pay. The figure includes subscription fees of a maximum of 2.5%; this is only payable on the issue of new shares. SDRT of 0.5% is payable if the shares are purchased on the secondary market.
	Exit costs	0.00%	The impact of the costs of exiting your investment.
Ongoing costs	Portfolio transaction costs	0.22%	The impact of the costs of us buying and selling underlying investments for the Fund. These costs are payable by the underlying portfolio companies rather than by the Fund itself.
	Other ongoing costs	3.64%	The impact of costs that we take each year for managing your investments and other running costs associated with the Fund.
Incidental costs	Performance fees	0.33%	The impact of the performance fee. We take these from your investment if the product outperforms its benchmark. The Company will pay an incentive fee of an amount equal to 20 per cent. of such excess return that is calculated for each financial year. The minimum target level, comprising dividends and net asset value, will be equivalent to an annualised rate of return of the average base rate of the Royal Bank of Scotland plc plus 2 per cent. per annum on the original subscription price of £1. Any shortfall of the target return will be carried forward into subsequent periods.
	Carried interests	0.00%	There are no carried interests.

How long should I hold it and can I take money out early?

Recommended holding period: 10 years

You should be prepared to hold your shares for a minimum of ten years. Although there is no required period for holding the shares, if you sell your shares sooner than five years, you will be required to repay to HM Revenue & Customs any upfront income tax relief you have claimed.

How can I complain?

As a shareholder of Albion Enterprise VCT plc you do not have the right to complain to the Financial Ombudsman Service (FOS) about the management of the Company. Complaints about Albion Enterprise VCT plc or this Key Information Document should be sent by post to Albion Capital Group LLP, 1 King's Arms Yard, London, EC2R 7AF, by email to info@albion.capital or by calling 020 7601 1850. Website www.albion.capital.

Other relevant information

The cost, performance and risk calculations included in this KID follow the methodology prescribed by EU rules. This document is updated at least annually or as necessary. Depending on how you buy these shares you may incur other costs, including broker commission, platform fees and Stamp Duty. The distributor will provide you with additional documents where necessary.

Note that the performance scenarios calculated above are derived from the past performance of the Company's share price and that past performance is not a guide to future returns. Therefore, your investment may be at risk and you may not get back the returns illustrated. Investors should not base their investment decisions solely upon the scenarios shown.

This document is not a prospectus. Further information on the Fund is available at www.albion.capital/funds/AEEV.

The Fund offers a share buy-back facility for investors provided there are funds available. Its current intention is to buy back shares in the region of a 5% discount to net asset value. Share buy-backs are discretionary and there can be no guarantee that shares will always be bought on request.

Other materially relevant risks are investment risk, VCT approval risk, compliance risk, operational risk and political risk. For more information on the risks, please see the Annual Accounts. If you are in any doubt about the action you should take, you should seek independent financial advice.

Key information document

Purpose

This document provides you with key information about this investment product. It is not marketing material. The information is required by law to help you understand the nature, risks, costs, potential gains and losses of this product and to help you compare it with other products.

Product

Kings Arms Yard VCT plc (the Fund)

The Fund is a public limited company registered in England with registered number 03139019.

Albion Capital Group LLP is the alternative investment fund manager of the Fund and is authorised and regulated by the Financial Conduct Authority, firm reference number 492536.

ISIN: GB0007174294

SEDOL: 0717429

London Stock Exchange code: KAY

www.albion.capital

Telephone: 020 7601 1850

Competent Authority: Financial Conduct Authority

Date of this document: 14 May 2018

You are about to purchase a product that is not simple and may be difficult to understand

What is this product?

The Fund is a venture capital trust (VCT) with ordinary shares listed on the London Stock Exchange. The Fund aims to invest primarily in a diverse portfolio of VCT-qualifying, unquoted UK growth businesses. It is, in general, the Fund's policy for these companies to have no external borrowings. The Fund intends to maintain its status as a venture capital trust enabling investors to benefit from the connected tax advantages.

Purchases of new Ordinary shares (rather than secondary market purchases) attract an upfront 30 per cent. income tax relief on the initial investment amount provided you are a UK taxpayer who has paid the requisite amount of tax. If you sell your shares before 5 years then you will be required to repay to HM Revenue & Customs any upfront income tax relief you have claimed. The VCT tax benefits and tax rules can change over time and the tax benefits available to you depend on your own personal circumstances. HM Treasury can also change the definition of a VCT-qualifying investment in the future which could impact the nature of new investments that the Fund can make over time. There is no guarantee that the Fund can maintain its VCT qualifying status and any loss of status will result in the loss of tax advantages and you may be asked to repay any upfront income tax relief that you have already claimed.

Ordinary shareholders have the right to receive dividends, and are entitled to one vote per share at all General Meetings of the Company. There is no maturity date for this investment and no entitlement to terminate the product unilaterally. The articles of Kings Arms Yard VCT plc provide that a continuation vote to extend the life of the Company for a further five years is to be proposed at the 2020 AGM and every fifth AGM after.

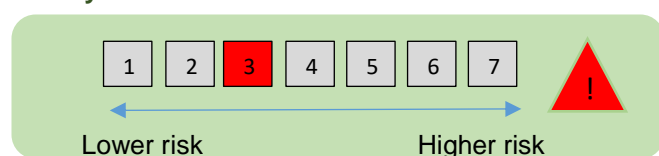
Shares of the Fund are bought and sold via markets and are premium listed on the London Stock Exchange. Typically, at any given time on any given day, the price you pay for a share will be higher than the price at which you could sell it.

The ability of the Fund to pay dividends (tax-free for eligible VCT investors) and the value of the Fund's shares depends on the performance of the underlying portfolio companies and the ability of the Fund's manager to find, acquire, manage and dispose of investments in smaller unquoted and quoted companies which are less liquid than investments in larger companies.

This is a long-term investment, with an investment time horizon of at least ten years. A typical investor is a UK taxpayer over 18 years of age with an investment range of between £6,000 and £200,000, who is comfortable with the risks (as outlined over the page) of investing in smaller, unquoted VCT-qualifying companies, and is able to bear a loss.

What are the risks and what could I get in return?

Summary risk indicator



The risk indicator assumes you keep the product for 10 years. The actual risk can vary significantly if you cash in at an early stage and you may get back less than you invested. You may not be able to sell your shares easily or you may have to sell at a price that significantly impacts how much you get back.

The summary risk indicator is a guide to the level of risk of this product compared to other products. It shows how likely it is that the product will lose money because of movements in the markets.

In accordance with the legislation, we have classified this product as 3 out of 7, which is a medium-low risk class. This rates the potential losses from future performance at a medium-low level. **The summary risk indicator only reflects historic share price volatility of the Company's shares.** It excludes other risks inherent in the product and, therefore, underestimates the real risk to the investor. The Company invests in unlisted equities which have valuation and performance uncertainties and liquidity risk. The 'Other information' section gives more detail on the risks investors should consider. This product does not include any protection from future market performance so you could lose some or all of your investment.

Performance scenarios

Investment Scenarios	£10,000	1 year	5 years	10 years (Recommended holding period)
Stress scenario	What you might get back after costs Average return each year	£7,755.88 (22.44%)	£6,713.95 (7.66%)	£5,577.57 (5.67%)
Unfavourable scenario	What you might get back after costs Average return each year	£10,045.95 0.46%	£12,717.37 4.93%	£17,984.07 6.04%
Moderate scenario	What you might get back after costs Average return each year	£10,842.16 8.42%	£15,215.76 8.76%	£23,241.61 8.80%
Favourable scenario	What you might get back after costs Average return each year	£11,850.96 18.51%	£18,437.56 13.02%	£30,419.89 11.77%

This table shows the money you could get back over the next ten years, under different scenarios, assuming that you invest £10,000. The scenarios illustrate how your investment could perform. You can compare them to the scenarios of other products. The scenarios presented are a theoretical estimate of future performance, derived from formulae, based on a dataset of the performance from the past on how the value of this investment varies, and are not an exact indicator. What you get will vary depending on how the market performs and how long you keep the investment. The stress scenario shows what you might get back in extreme market circumstances. **The performance scenarios have been based on the past 5 years when markets have been particularly strong. This situation might not be replicated in the future. Past performance of an investment is not necessarily a guide to its performance in the future.** The value of shares can go down as well as up and you may not get back the full amount you invested. The figures shown include all the costs of the product itself, but may not include all the costs you pay to your advisor or distributor. The figures do not take into account your personal tax situation, which may also affect how much you get back. These figures are not inclusive of any upfront income tax relief you may have claimed.

What happens if Kings Arms Yard VCT plc is unable to pay out?

As a shareholder of Kings Arms Yard VCT plc you would not be able to make a claim to the Financial Services Compensation Scheme about Kings Arms Yard VCT plc in the event that Kings Arms Yard VCT plc is unable to pay out.

What are the costs?

The Reduction in Yield (RIY) shows what impact the total costs you pay will have on the investment return you might get. The total costs take into account one-off, ongoing and incidental costs. The amounts shown here are the cumulative costs of the product itself, for three different holding periods. The figures assume you invest £10,000. The figures are estimates and may change in the future. The figures do not take into account your personal tax situation and therefore do not include the loss of any upfront tax relief.

Costs over time

The person selling you or advising you about this product may charge you other costs. If so, this person will provide you with information about these costs, and show you the impact that all costs will have on your investment over time.

Investment £10,000			
Scenarios	If you cash in after 1 year	If you cash in after 5 years	If you cash in after 10 years
Total costs	£594.42	£2,384.98	£5,984.70
Impact on return (RIY) per year	6.57%	4.07%	3.89%

Composition of costs

The table below shows the impact each year of the different types of costs on the investment return you might get at the end of the recommended holding period and the meaning of the different cost categories.

This table shows the impact on return per year			
One-off costs	Entry costs	0.35%	The impact of the costs you pay when entering your investment. This is the maximum you could pay. The figure includes subscription fees of a maximum of 2.5%; this is only payable on the issue of new shares. SDRT of 0.5% is payable if the shares are purchased on the secondary market.
	Exit costs	0.00%	The impact of the costs of exiting your investment.
Ongoing costs	Portfolio transaction costs	0.21%	The impact of the costs of us buying and selling underlying investments for the Fund. These costs are payable by the underlying portfolio companies rather than by the Fund itself.
	Other ongoing costs	3.11%	The impact of costs that we take each year for managing your investments and other running costs associated with the Fund.
Incidental costs	Performance fees	0.21%	The impact of the performance fee. We take these from your investment if the product outperforms its benchmark. An annual fee of an amount equal to 15 per cent of any excess of the Total Return over the performance hurdle will be payable. The performance hurdle is equal to the greater of the Starting NAV of 20 pence per share, increased by the increase in RPI plus 2 per cent per annum from the Start Date of 1 January 2014 and the highest Total Return for any earlier period after the Start Date (the 'high watermark').
	Carried interests	0.00%	There are no carried interests.

How long should I hold it and can I take money out early?

Recommended holding period: 10 years

You should be prepared to hold your shares for a minimum of ten years. Although there is no required period for holding the shares, if you sell your shares sooner than five years, you will be required to repay to HM Revenue & Customs any upfront income tax relief you have claimed.

How can I complain?

As a shareholder of Kings Arms Yard VCT plc you do not have the right to complain to the Financial Ombudsman Service (FOS) about the management of the Company. Complaints about Kings Arms Yard VCT plc or this Key Information Document should be sent by post to Albion Capital Group LLP, 1 King's Arms Yard, London, EC2R 7AF, by email to info@albion.capital or by calling 020 7601 1850. Website www.albion.capital.

Other relevant information

The cost, performance and risk calculations included in this KID follow the methodology prescribed by EU rules. This document is updated at least annually or as necessary. Depending on how you buy these shares you may incur other costs, including broker commission, platform fees and Stamp Duty. The distributor will provide you with additional documents where necessary.

Note that the performance scenarios calculated above are derived from the past performance of the Company's share price and that past performance is not a guide to future returns. Therefore, your investment may be at risk and you may not get back the returns illustrated. Investors should not base their investment decisions solely upon the scenarios shown.

This document is not a prospectus. Further information on the Fund is available at www.albion.capital/funds/KAY.

The Fund offers a share buy-back facility for investors provided there are funds available. Its current intention is to buy back shares in the region of a 5% discount to net asset value. Share buy-backs are discretionary and there can be no guarantee that shares will always be bought on request.

Other materially relevant risks are investment risk, VCT approval risk, compliance risk, operational risk and political risk. For more information on the risks, please see the Annual Accounts. If you are in any doubt about the action you should take, you should seek independent financial advice.