


























Risk profiling overview – EQ Positive Impact Portfolios

	Scale	Defensive Portfolio	Cautious Portfolio	Cautious Plus Portfolio	Balanced Portfolio	Balanced Plus Portfolio	Adventurous Portfolio	Adventurous Plus Portfolio	All Equity Portfolio
	1-10								
	1-10								
									
	1-5 1-7	Oxford Risk 2/5 2/7	Oxford Risk 2/5 3/7	Oxford Risk 3/5 3/7	Oxford Risk 3/5 4/7	Oxford Risk 4/5 5/7	Oxford Risk 4/5 5/7	Oxford Risk 4/5 6/7	Oxford Risk 5/5 6/7

Full reports for each risk profiling tool are available to download at:

eqinvestors.co.uk/advisers/resources